



**LOMIKO**  
METALS®

**OTCQX: LMRMF**  
**TSX-V: LMR**

[LOMIKO.COM](http://LOMIKO.COM)

[INFO@LOMIKO.COM](mailto:INFO@LOMIKO.COM)

**SUPPLYING THE NEW DEMAND FOR GRAPHITE IN LI-ION  
BATTERIES**



# FUTURE MARKET TRENDS & LOMIKO MILESTONES



## TRENDING MARKETS

- Global Demand for Flake Graphite Will Outstrip Supply 2020
- New Investments in FutureTech and Internet of Things

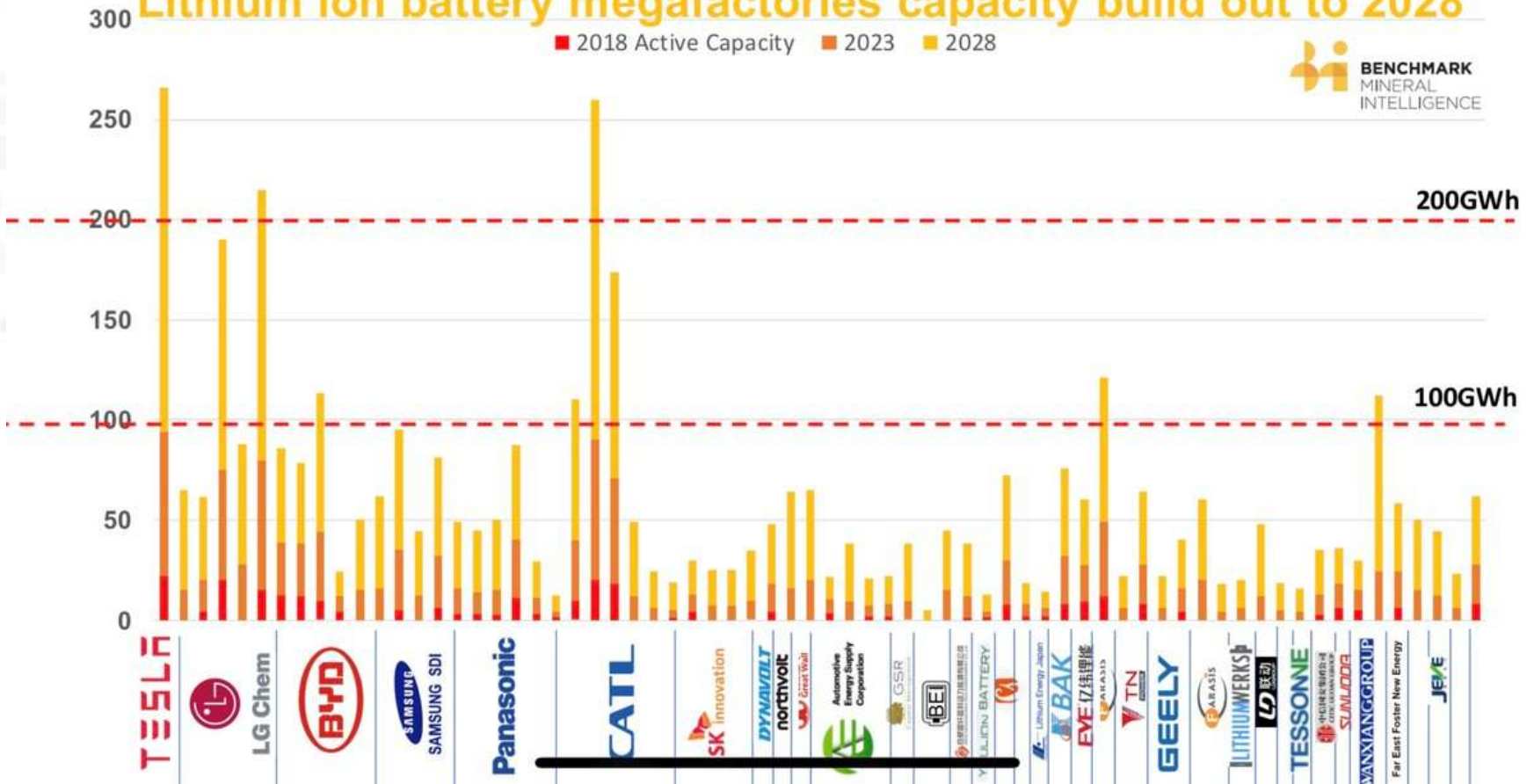
## HOW TO FIND US: TSXV: LMR & OTC: LMRMF

- @APAULGILL @LOMIKOMETALS @LOMIKOTECH
- FACEBOOK: LOMIKO METALS & LOMIKO TECHNOLOGIES
- LINKEDIN : PAUL GILL & LOMIKO METALS

# 71 LITHIUM-ION MEGAFACTORIES PLANNED WORLDWIDE



## Lithium ion battery megafactories capacity build out to 2028

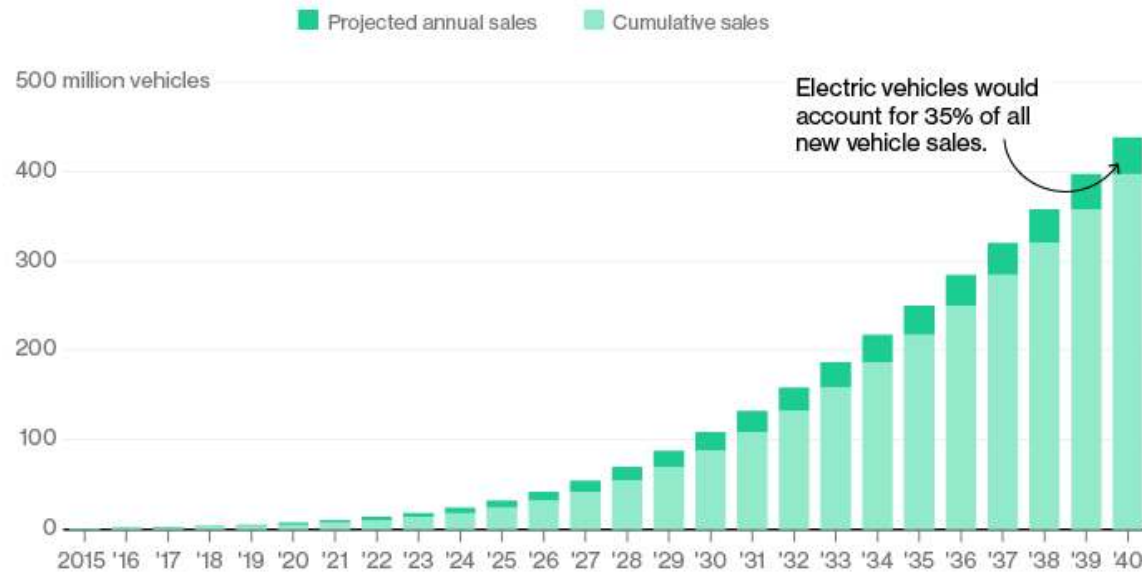


# ELECTRIC VEHICLE REVOLUTION – OPPORTUNITY OF THE NEXT DECADE



## The Rise of Electric Cars

By 2022 electric vehicles will cost the same as their internal-combustion counterparts. That's the point of liftoff for sales.



Sources: Data compiled by Bloomberg New Energy Finance, Marklines

**Bloomberg**

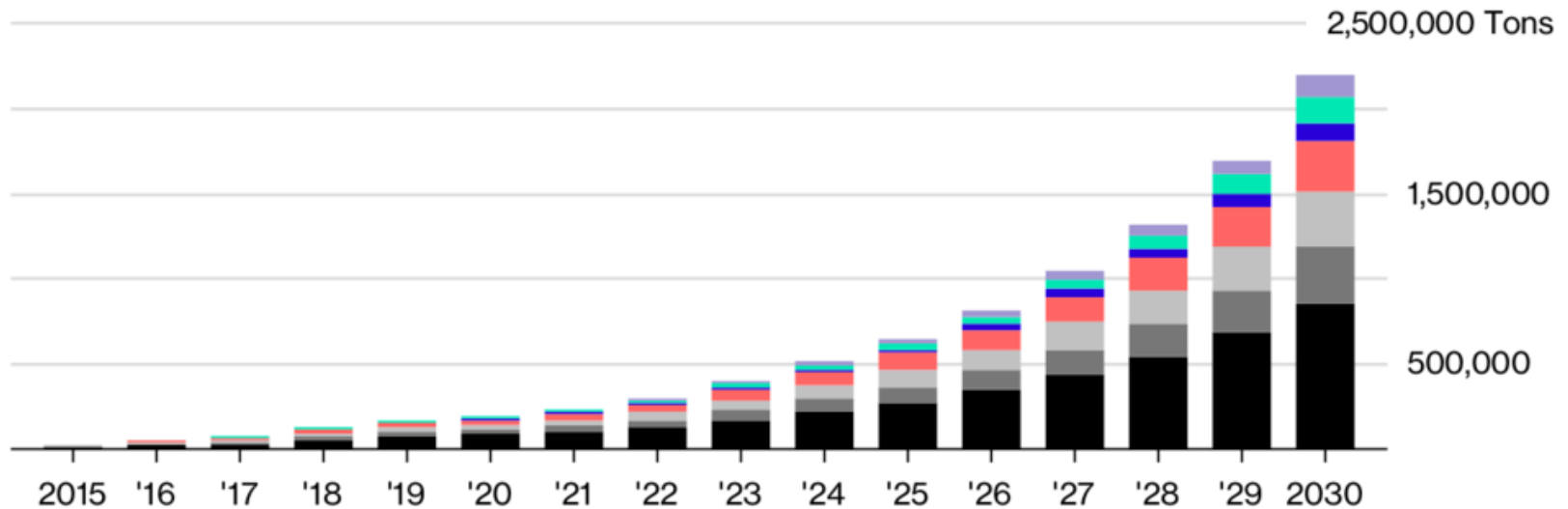
# EXPONENTIAL DEMAND GROWTH FOR BATTERY GRADE GRAPHITE MATERIALS



## Metal Winners

Cobalt to lithium demand is forecast to soar as electric vehicle markets expand

■ Graphite ■ Nickel ■ Aluminum ■ Copper ■ Lithium ■ Cobalt ■ Manganese

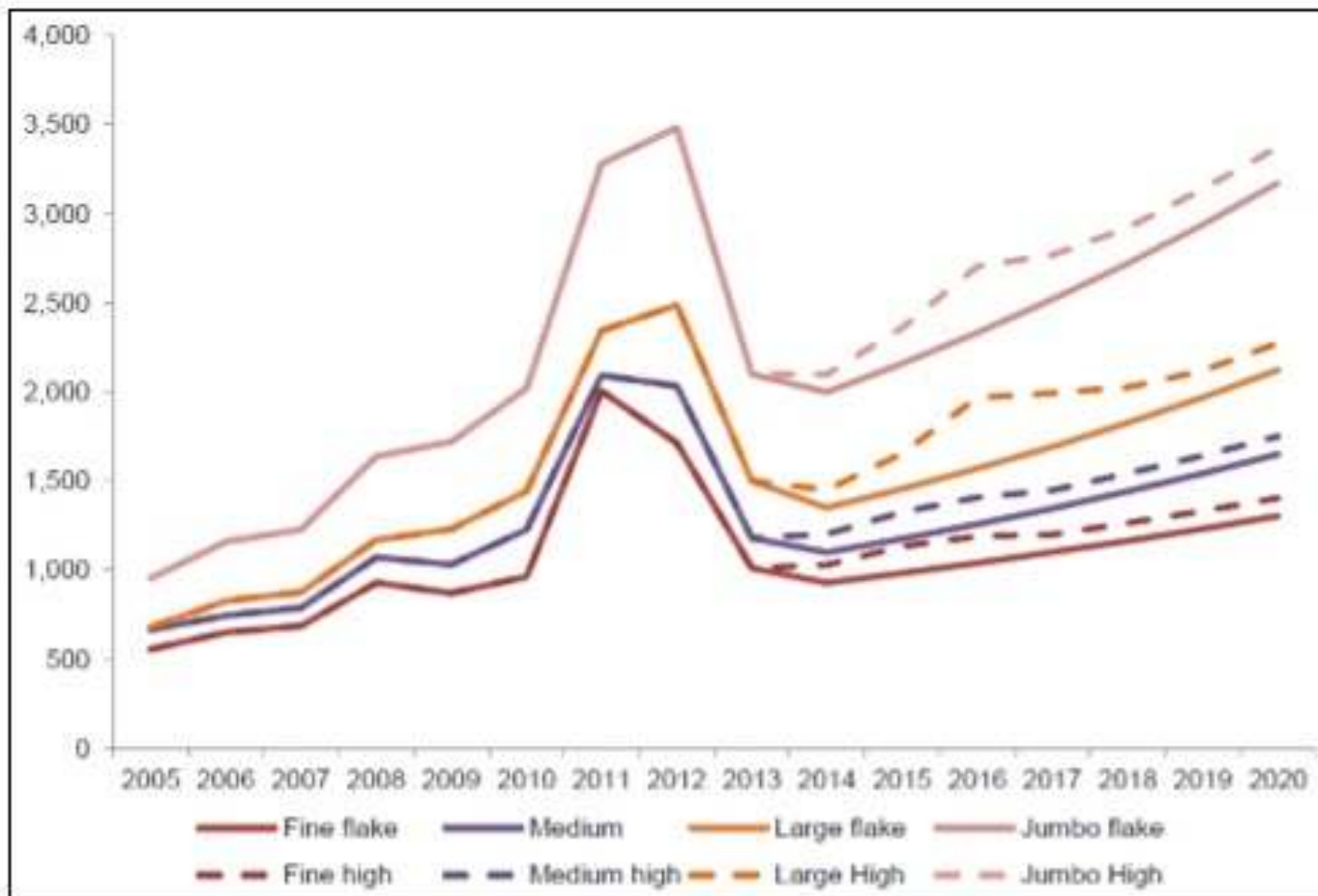


Source: Bloomberg New Energy Finance

**Bloomberg**



# GRAPHITE PRICES GAINING STEAM

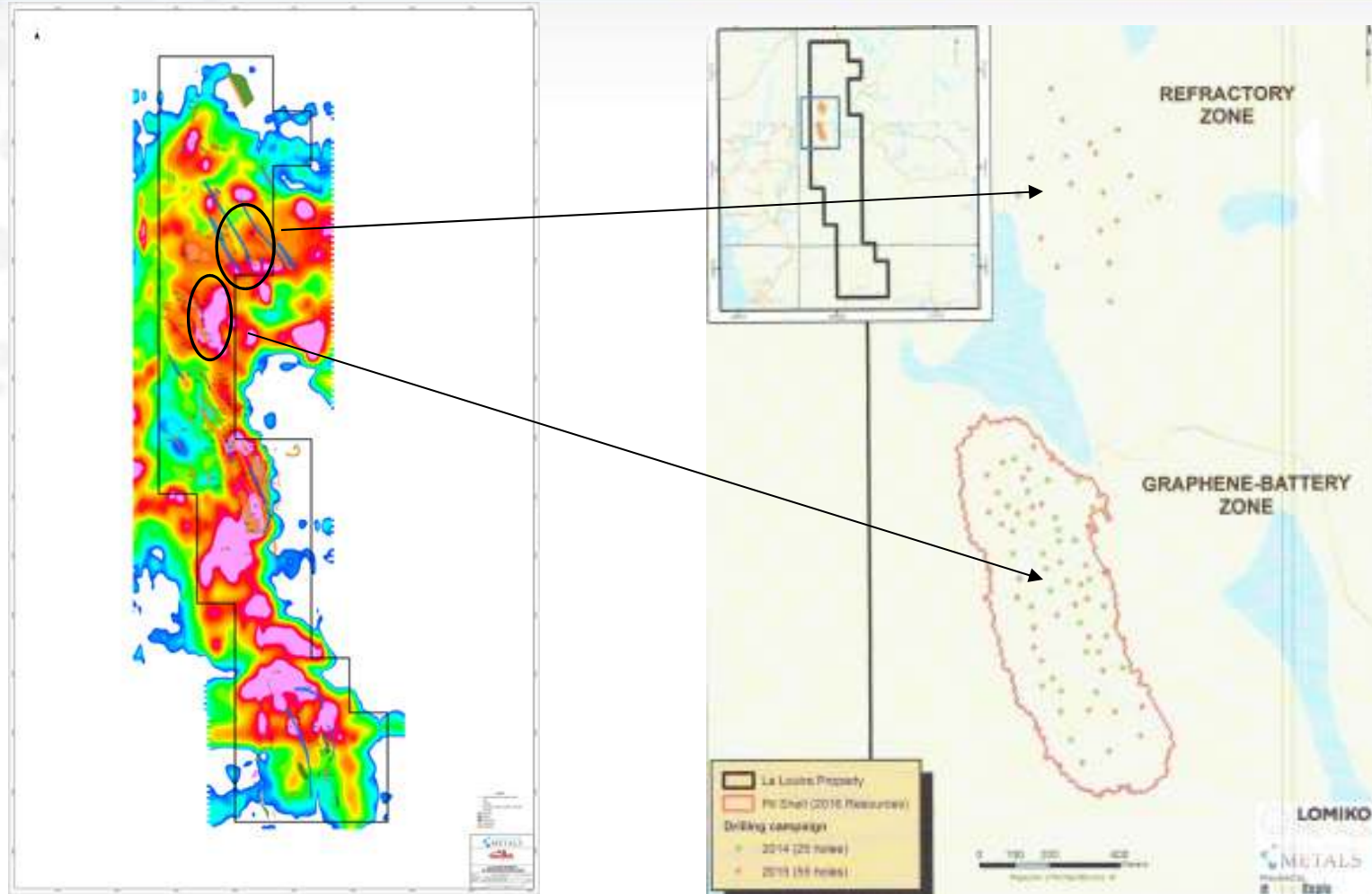


# QUEBEC LA LOUTRE FLAKE GRAPHITE EXCELLENT INFRASTRUCTURE

- 2,867.29 Ha Property
- 21 drill holes completed March 2019
- Road to the Property built
- 192 km Highway to Port of Montreal
- 53 km to 20 year IMERYS Mine which has **5.2MT open pit at 7.42% Cg**
- Near Surface Mineralization
- Open Pit, Large Scale Target
- 80% owned, 100% earn-in started

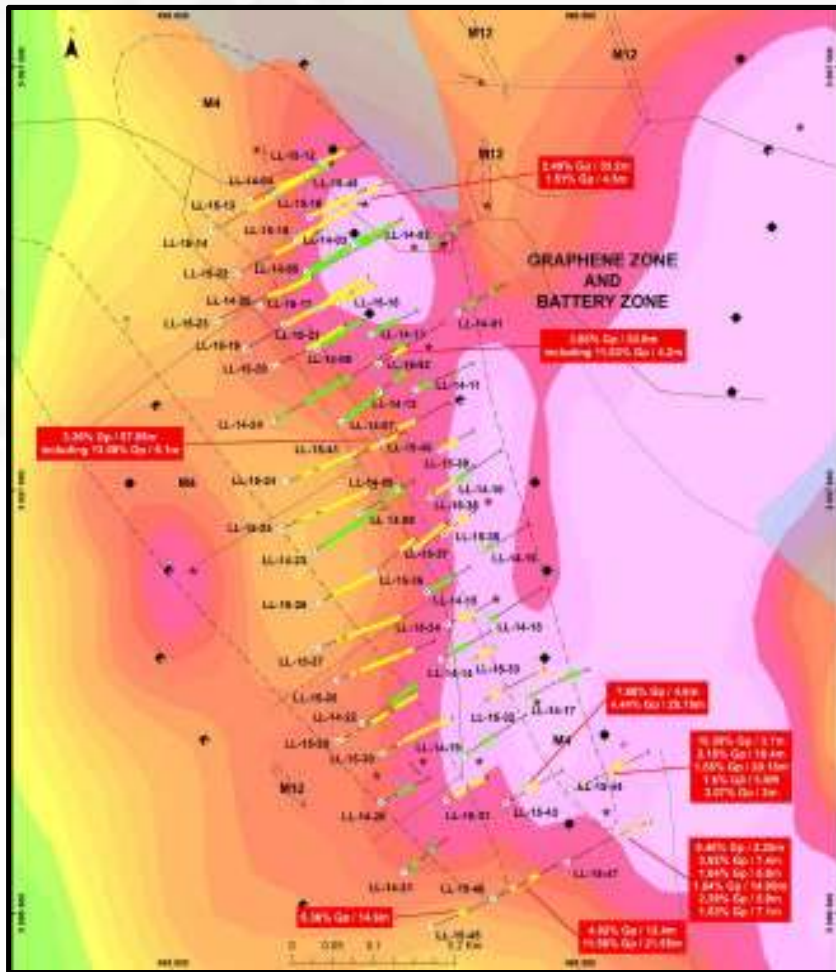


# ONLY 2 OF 12 IDENTIFIED ANOMALIES AT LA LOUTRE DRILLED





# TOP LINE RESOURCE OF **4.1 Mt of 6.5% CG** IS VERY SIMILAR TO PRODUCER IMERYYS



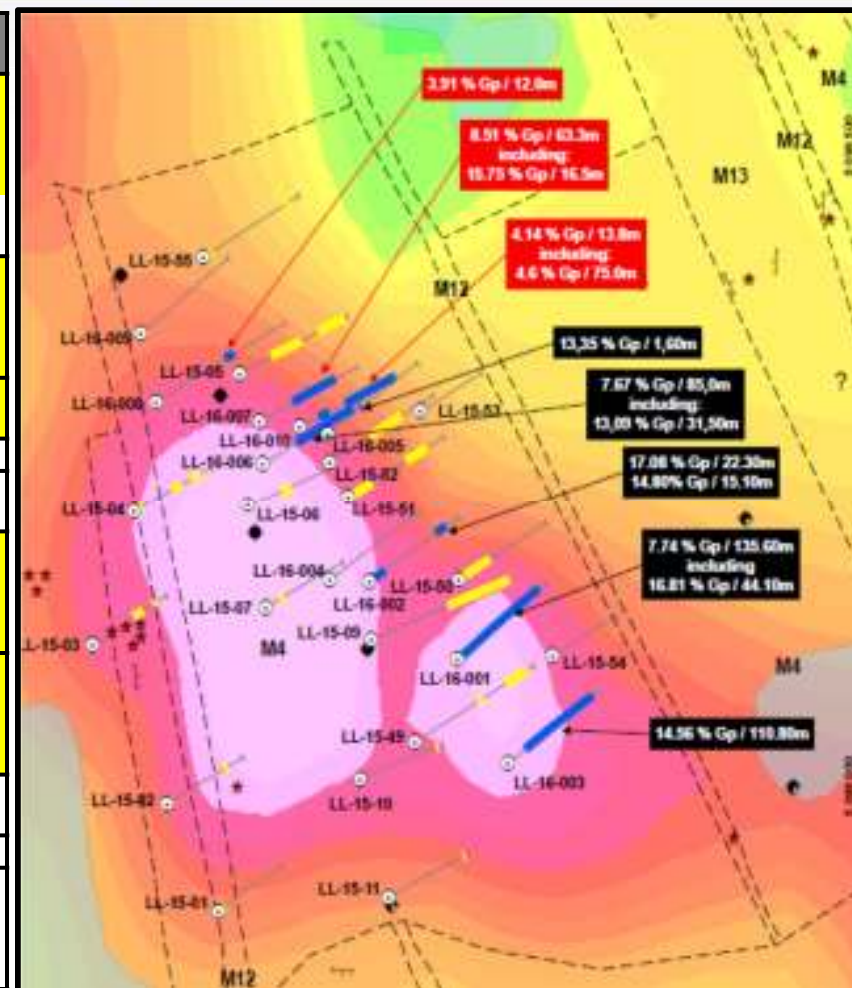
Indicated Resource				
Zone	Cut-off Cg (%)	Tonnage (metric tonne)	Grade Cg (%)	Graphite (metric tonne)
All Zones	> 3.0	4,137,300	6.50	268,800
	> 2.5	6,927,500	4.95	342,900
	> 2.0	15,181,200	3.49	529,200
	<b>&gt; 1.5</b>	<b>18,438,700</b>	<b>3.19</b>	<b>588,400</b>
	> 1.0	19,005,400	3.13	595,700
	> 0.8	19,137,500	3.12	596,900
	> 0.6	19,279,600	3.09	595,300
	> 0.5	19,381,900	3.09	598,400

Inferred Resource				
Zone	Cut-off Cg (%)	Tonnage (metric tonne)	Grade Cg (%)	Graphite (metric tonne)
All Zones	> 3.0	6,181,000	6.11	377,600
	> 2.5	9,699,200	4.86	471,800
	> 2.0	15,332,000	3.92	600,300
	<b>&gt; 1.5</b>	<b>16,675,100</b>	<b>3.75</b>	<b>624,900</b>
	> 1.0	16,927,300	3.71	628,000
	> 0.8	17,120,500	3.68	629,700
	> 0.6	17,306,700	3.63	628,100
	> 0.5	17,400,900	3.63	631,600

# HIGH GRADE 10%+ REFRACTORY ZONE HAS BETTER ECONOMICS (2017 MAP)



Hole #	From (m)	To (m)	Length* (m)	Cg %**
LL-16-001	3.90	139.50	135.60	7.74
Incl.	3.90	48.00	44.10	16.81
Incl.	135.00	138.00	3.00	14.85
LL-16-002	3.90	26.20	22.30	17.08
Incl.	113.9	129.00	15.10	14.80
LL-16-003	30.20	141.00	110.80	14.56
LL-16-004	No significant values			
LL-16-005	55.80	57.40	1.60	13.35
LL-16-06	54.00	141.00	85.00	7.67
Incl.	109.50	141.00	31.50	13.09
LL-16-007	52.50	115.80	63.30	8.51
Incl.	69.00	85.50	16.50	15.75
LL-16-008	109.50	121.50	12.00	3.91
LL-16-009	No significant values			
LL-16-010	31.20	45.00	13.80	4.14
	72.00	147.00	75.00	4.60



# HIGH GRADE **10%+** REFRACTORY ZONE EXTENDED BY 450 METRES IN 2019

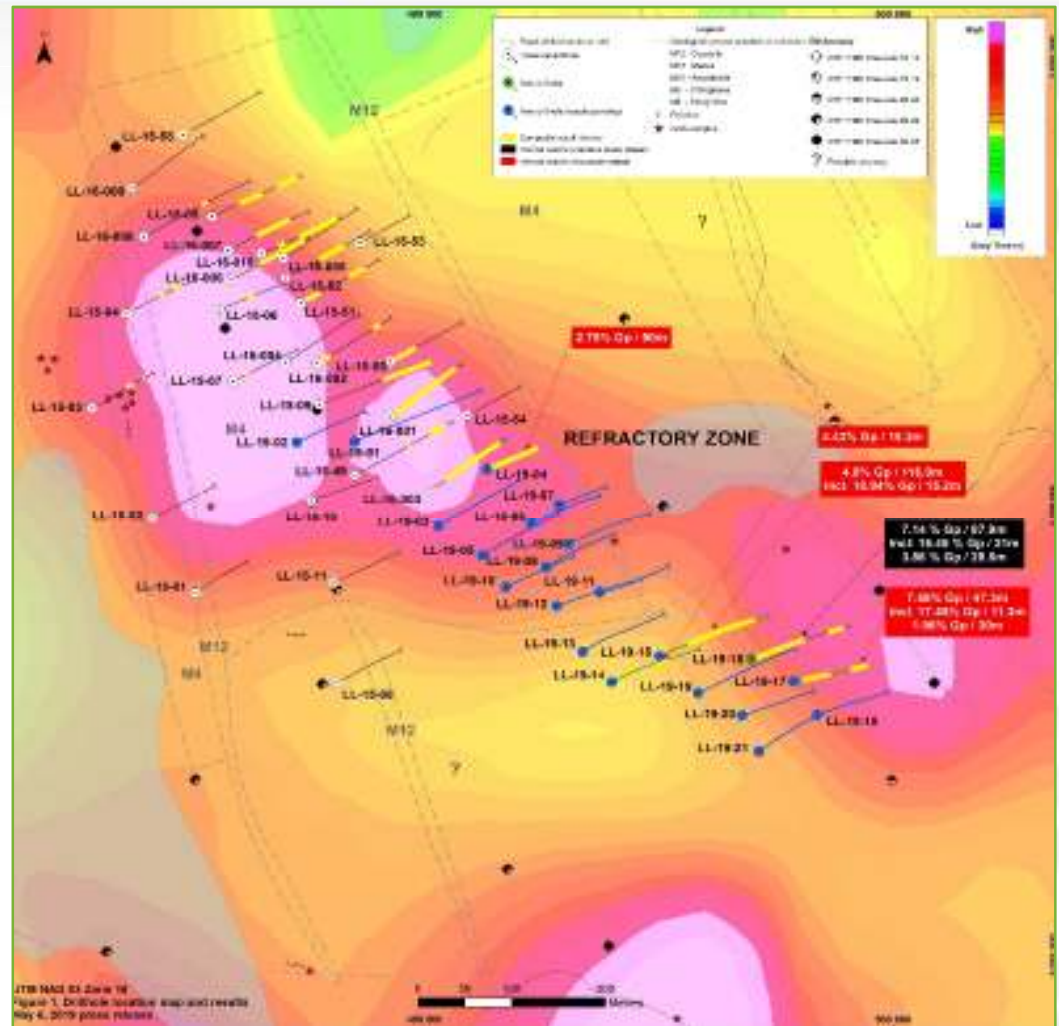


Drill Hole #	Easting (UTM)	Northing (UTM)	Azimuth	Dip	Mineralization			Cg %
					From (m)	To (m)	Interval (m)	
LL-19-04	499567	5098041	65.9	-50	3.00	93.00	90.00	2.75
LL-19-14	499700	5097803	59.7	-50	80.70	99.00	18.30	4.43
LL-19-15	499751	5097832	64.8	-50	51.00	167.90	116.90	4.80
	including				152.70	167.90	15.20	18.04
LL-19-16*	499851	5097829	66.5	-50	4.10	92.00	87.90	7.14
	including				70.50	91.50	21.00	15.48
					132.00	160.50	28.50	3.86
LL-19-17	499894	5097804	78.2	-50	15.00	62.30	47.30	7.56
	including				51.00	62.30	11.30	17.45
					96.00	126.00	30.00	1.96

# NEW HIGH GRADE 10%+ REFRACTORY ZONE EXTENDED BY 450 METRES IN 2019



- Hole 19-16 is 450 m from Hole 16-03 doubling the strike length
- 16 Drill Holes to report which fill in the strike
- Refractory zone appears to have a continuous 10%+
- No reports of sulfur impurities



## SHARE STRUCTURE



<b>Shares Issued:</b>	<b>76,005,191</b>
<b>Fully Diluted:</b>	<b>114,134,515</b>
<b>Market Capital:</b>	<b>\$ 3,800,000</b>
<b>Working Capital:</b>	<b>\$ 240,000</b>
<b>2019 EX. Budget:</b>	<b>\$ 0</b>
<b>PEA Completion:</b>	<b>\$ 2.2 million</b>

# MANAGEMENT TEAM



## **A. Paul Gill — Chief Executive Officer**

Mr. Gill is the President of AJS Management Inc., a company providing management consulting to private and public companies. From November 2003 to October 2006, Mr. Gill was heavily involved in the dynamic growth stage of Norsemont Mining (TSX: NOM) as a Officer, and Director, V.P. Business Development, while the company grew from a market capitalization of \$1 million to \$50 million with a final buyout of \$ 512 M. Mr. Gill is also a Director of Graphene ESD, CEO of Lomiko Technologies, V.P. Business Development of SHD Devices and Promethieus Technologies Inc.

## **Jacqueline Michael — Chief Financial Officer**

Ms. Michael has over 20 years of financial and administration experience. In 1988, Ms. Michael co-founded The Conac Group, a software development company for construction management, where she acted as President and CEO. In 1997, Ms. Michael was successful in taking the company public on the CDNX Exchange and helped raise over \$5 million in private placement financings for the company. Ms. Michael has acted as the President and Chief Executive Officer for public companies for over 10 years.



# DIRECTORS



## Julius Galik — Director

During the past 17 years, Mr. Galik has been instrumental in the development and financing of various small capitalized companies, both private and public. A businessman and a former financial advisor with PFSL Investments and WFG, Mr. Galik has been Mutual Fund Licensed since 2001. He brings with him a strong knowledge of finance, and a thorough understanding of the financial markets, security regulations and disclosure practices that impact public companies. Since 2009, Mr. Galik has also sat on the Board of Directors for Lomiko Metals Inc. (LMR). He has been involved in start-up situations within the mining exploration industry in Western Canada since 2002, and brings to the Board solid mediation and negotiation skills, an entrepreneurial mindset, leadership, strategic planning and many years of financial experience.

## David Luck — Director

Mr. Luck has served eleven years as a director, Chief Financial Officer and Operations Manager for Northern Canadian Supplies Ltd., an industrial supply and facilities service company in the oil and gas industry. Mr. Luck has also been a senior site administrator in the public sector during the past twenty years. With a background in public education, business development and marketing management, David is enthusiastic about representing shareholder and providing objective information to assist shareholders and potential investors.

